

■ SELECT COLLECTION

Inverness

Available: Manual XL



We believe medical chairs must bridge the gap between patient comfort and caregiver accessibility.

Champion's Inverness medical recliner allows the arms to swing away and the back to be fully adjusted, ensuring that caregivers can easily access and support patients.

With premium comfort and 24-hour functionality, the Inverness is ideal for treatments promoting patient independence and limited caregiver engagement.



Key Benefits

- Wide padded seats, naturally curved armrests, accessible controls, and strategically located lumbar support
- An infinitely adjustable backrest that locks in the chosen position and bilateral controls that are easily accessed from either side
- Gas cylinder and spring supported mechanism to significantly ease any required effort to help patient recline or sit upright, and an innovative design requiring 50% less pull force for one-handed positioning
- For quality engineering and patient-centric innovation that prioritizes functionality, safety, and comfort, Champion products comply with ISO 13485 and are made in the USA.

Common Applications:

General Patient Room Seating

Standard Features



Trendelenburg
Positioning



Fixed or Swing Arms
& Headrest Protector



Foot Tray +
Locking Mechanism



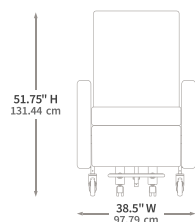
5" (12.7 cm)
Locking Casters



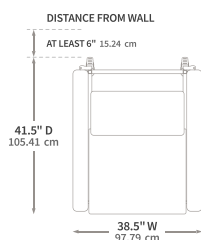
Push
Handle

Space Requirements

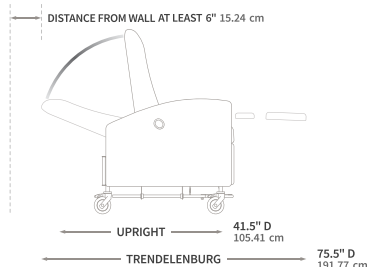
Front View



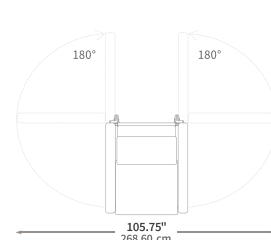
Top View



Side View



Top View with Swing Away Arms



Specifications

Model Number	6240
Manual Recline	Yes
Weight Capacity	500 lbs. / 226 kg
Back Height (from floor ♦ from seat)	51.75" ♦ 28.50" 131.44 cm ♦ 72.39 cm
Overall Width (without tables)	34.50" / 87.63 cm
Overall Width (2 optional tables down ♦ up)	38.50" ♦ 56.50" 97.80 cm ♦ 143.51 cm
Seat Width	26" / 66.04 cm
Seat Height ♦ Seat Depth	25.50" ♦ 20.75" 64.80 cm ♦ 52.71 cm
Arm Height (highest point from floor)	32.50" / 82.60 cm
Overall Upright Depth	41.50" / 105.41 cm
Trendelenburg	75.50" / 191.80 cm
Casters (diameter)	5" / 12.70 cm

Available Options



Black Arm
Caps



Fold-Down
Side Table



Headrest Cover
& Pillow Set



Heat + Massage
Interior Arm Switch



Heat Interior
Arm Switch

(Additional available options are also offered. Talk to a Sales Rep for details.)